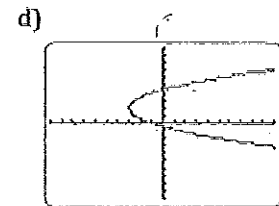
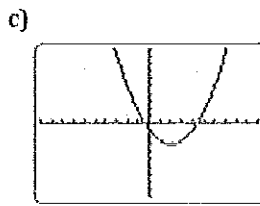
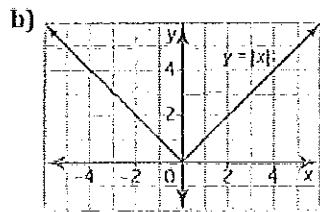
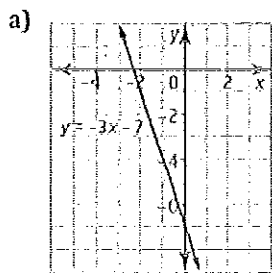


Day 2 HW – Algebra 3 – 4

1) Which graphs represent functions? Justify your answer.



2) Is each relation a function? Explain and make a rough sketch of the graph of each.

a) $y = x - 5$

b) $y = 2(x - 1)^2 - 2$

c) $x^2 + y^2 = 4$

3.) Find the domain and range and then determine if each situation is or is not a function.

